

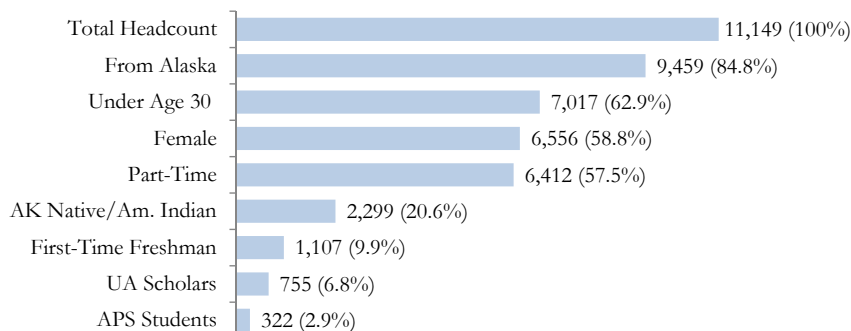


MAU Profile: *UAF*

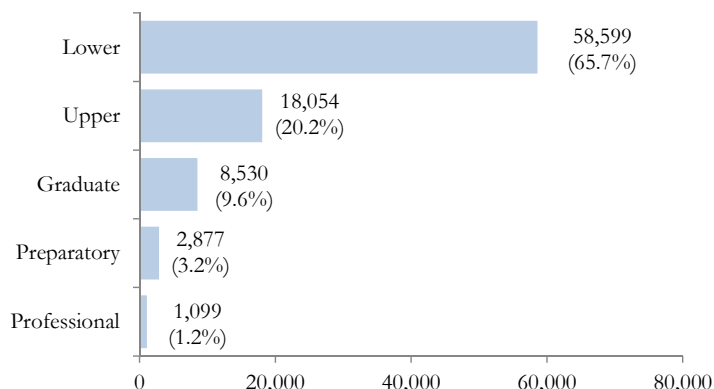
University of Alaska Fairbanks (UAF) is Alaska's flagship university campus. Students can choose from a wide variety of programs, ranging from occupational endorsements through doctoral degrees. UAF offers a place for study and service that respects diversity and celebrates collaboration. UAF rural campuses span the state and reflect the rich traditions and cultures of Alaska's Native communities. UAF has more than a dozen research centers and institutes that focus on the Arctic. Research and academic institutions around the world look to UAF as a leader in arctic studies and related education. UAF also has statewide public service and outreach, such as the Cooperative Extension Service and the Marine Advisory Program.



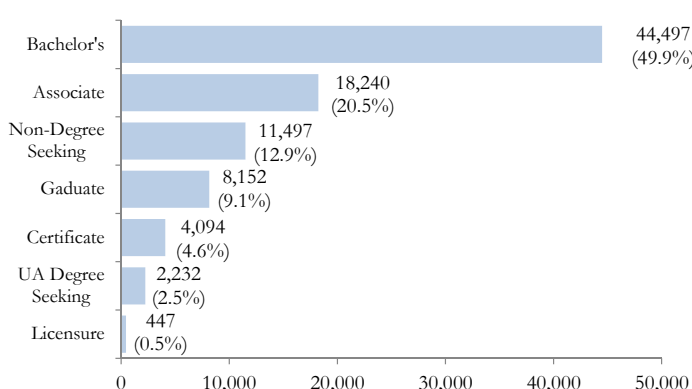
Student Profile, Fall 2011



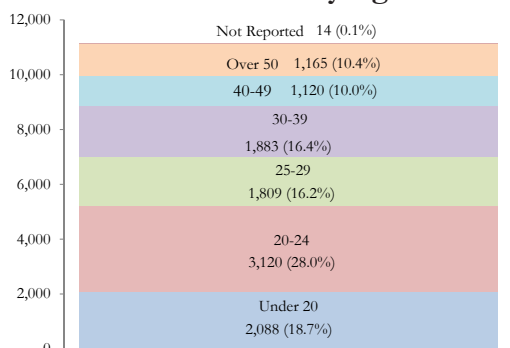
SCH by Course Level



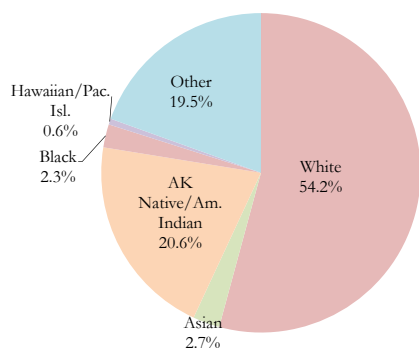
SCH by Degree-Seeking Status



Headcount by Age



Headcount by Race*



- 31.9 percent of UA students take classes at UAF, with more than 11,000 enrolled for credit in fall 2011.
- The majority of students (57.5 percent) taking a class at UAF enrolled part-time at the UA system level.
- More than 20.0 percent of UAF students identify themselves as Alaska Native/Indian, the highest proportion of the MAUs.
- More than 60.0 percent of enrolled students were younger than 30, with an average age of 30 in fall 2010.
- 84.8 percent of students originated from Alaska, 14.5 percent from out-of-state, and the remainder from other countries.
- 9.1 percent of student credit hours were delivered in pursuit of graduate degrees in fall 2011.

* Headcount by race is unduplicated. "Hawaii Native/Pacific Islander" was recorded as "Asian" prior to Fall 2009.

UA Scholars include any recipient who takes at least one course from the campus/MAU.

Source: Data Supplied by MAUs via UA Information Systems: Banner-SI Closing Extracts FY03-FY12. Compiled by UA Institutional Research and Analysis in conjunction with campus.

Headcounts are unduplicated at the reporting level.

UAF REPORT CARD

FY11-12 Performance



University-Generated Revenue



Academic Awards in High Demand Job Area Programs



Grand-Funded Research Expenditures



First-Time Full Time Baccalaureate Degree-Seeking Freshmen Six Year Graduation Rate



Student Credit Hours

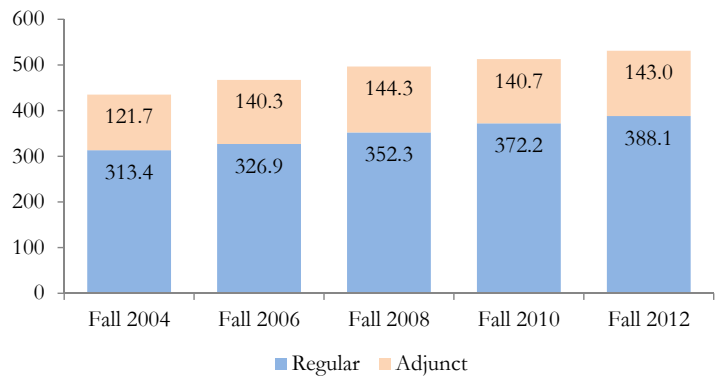


Citations Reported by the Web of Science

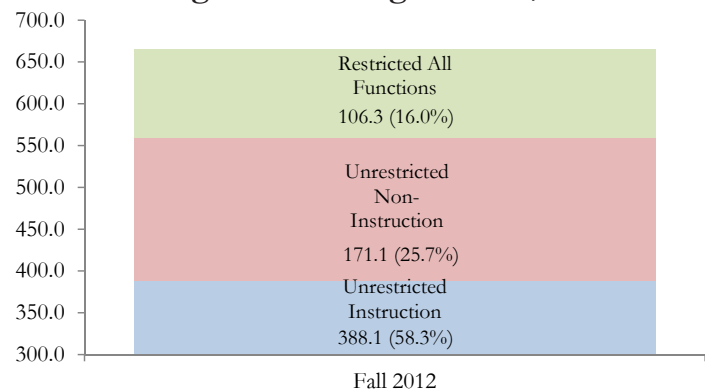


Publications Reported by the Web of Science

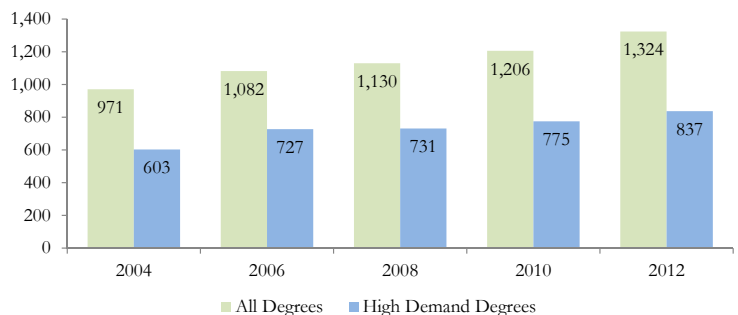
Instructional Faculty FTE, Fall 2004 - Fall 2012



Regular Faculty FTE Budgeted Funding Sources, Fall 2012



Degrees and Credentials



The report card below provides an assessment of key performance measures, common across the University of Alaska system. These are necessary, but not sufficient, to describe the breadth and depth of UAF's efforts toward meeting the priorities set forth by the UA Board of Regents.

UAF increased performance on all measures in FY10. Undergraduate retention rose by 0.2 percentage points to a new all-time high of nearly 67 percent in FY10. UAF awarded 123 more High Demand Job Area degrees in FY10 than in FY09. Grant-funded research activity grew to a new all-time high of \$118 million in FY10, an increase of 7.1% over FY09. UAF's university generated revenue, which is closely tied to research activity, grew from about \$212 million in FY09 to almost \$225 million in FY10. Student credit hours grew by 6.3% from FY09 to FY10. UAF delivered 1,514 more non-instructional credits in FY10 than in FY09, representing an increase of more than 55%.

- Degrees, certificates and credentials awarded by the UAF MAU increased by more than one-third from FY04 to FY12, with more than 63.0 percent of FY12 degrees awarded in programs qualifying recipients to work in High Demand Job Area careers.

- UAF employed 665.6 regular faculty full-time equivalents (FTE) in fall 2012, with unrestricted instruction accounting for 58.3 percent. 16.0 percent of regular faculty FTE* are paid from external grants for research and other activities, by far the highest proportion of any MAU.

- The number of regular instructional faculty FTE grew to 388.1 in fall 2012, an increase of 23.8 percent over fall 2004. Supplementing regular instructional faculty, UAF employed 143.0 adjunct faculty FTE in fall 2012, an increase of 17.5 percent since fall 2004.

* 1 adjunct FTE=3 adjuncts